

FY 2018 Transparency Report

Winnebago County Administration



Supervisor of Assessments

Tom Walsh, Supervisor of Assessments

Associated Budget Funds

16500 General Fund

16600 General Fund

The Supervisor of Assessments Office is responsible for ensuring that assessments are fair and equitable, that exemptions are applied according to statutes, that parcel maps are accurately maintained and that taxpayer inquiries are handled in a courteous, professional and helpful manner.

Mission: Serve Taxpayers, Township Assessors, and the Board of Review in a professional, helpful and friendly manner while ensuring the timely and accurate processing of assessments, exemptions and tax maps.

Statute: The Supervisor of Assessments Office is a statutorily mandated county office, according to the Illinois Property Tax Code 35 ILCS 200/Sec 3-5 thru 3-65.

For more information, please visit www.wincoil.us - Departments - Supervisor of Assessments.

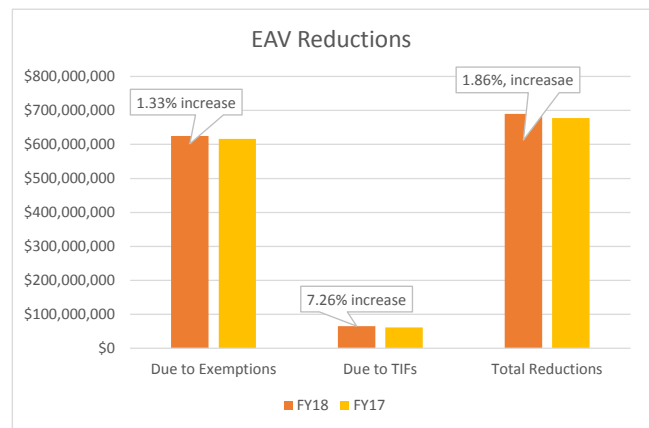
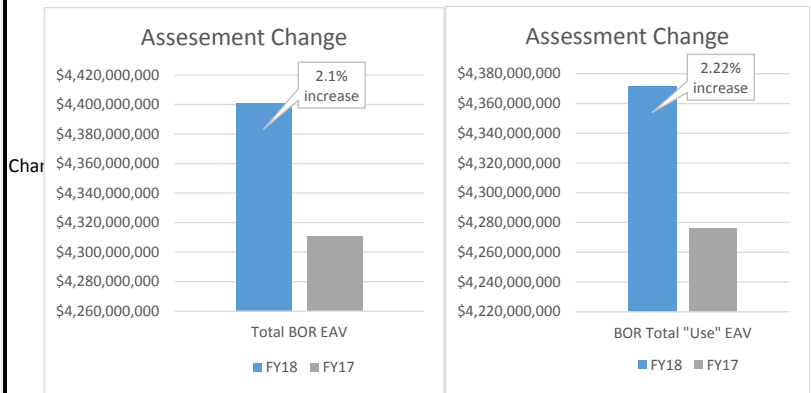
4th Quarter Highlights

The filing deadline for 2018 complaints was August 20th. The deadline to submit evidence of less than \$100,000 was September 17th. Complaints that were deemed "non-compliant" were mailed letters stating the reason and given an opportunity to be brought into compliance. Letters on complaints where the Board of Review have reached a preliminary decision have started to be mailed.

1st Quarter Preview

The deadline for submitting evidence for complaints of more than \$100,000 was October 9th. Board of Review Hearings are tentatively scheduled to begin mid-November. The annual Assessor meeting will be held December 14th.

	October 1 - September 30	
	4th QTR YTD	4th QTR YTD
	FY18	FY17
Personnel		
# Full-Time Employees	12	12
Average Years of Service	14.9	14.27
# Board of Review (BOR) members	3	3
BOR Average Years of Service	3.34	2.34
Assessment Summary		
Farm	\$131,293,404	\$123,658,131
Residential	\$3,263,001,762	\$3,193,730,973
Commercial	\$711,676,314	\$704,518,721
Industrial	\$294,292,654	\$288,029,400
Local Railroad	\$829,719	\$812,938
Total BOR EAV	\$4,401,093,853	\$4,310,750,163
EAV Reduction for certain uses	\$29,580,217	\$34,368,710
BOR Total "Use" EAV	\$4,371,513,636	\$4,276,381,453
Model Home Exemption	\$0	\$0
Home Improvement Exemption	\$3,979,012	\$4,602,851
Veterans Adapted	\$446,310	\$405,397
State Assessed Railroad EAV	\$9,052,409	\$9,743,708
Subtotal	\$4,376,140,723	\$4,281,116,913
State Multiplier	1.00	1.00
After State Factor	\$4,376,140,723	\$4,281,116,913
Homestead Exemptions		
Historic Freeze	\$5,078	\$3,889
Fraternal Freeze	\$803,960	\$787,154
Senior Freeze	\$20,249,352	\$15,650,776
Owner Occupied	\$451,283,537	\$452,281,688
Senior Citizen	\$120,400,383	\$118,046,175
Disabled Person	\$4,773,586	\$4,701,519
Disabled Veteran	\$22,129,901	\$19,374,562
Returning Veteran	\$40,000	\$15,000
Natural Disaster	\$0	\$0
Enterprise Zones	\$0	\$0
Under Assessed	\$193,630	\$200,730
TIF	\$65,360,117	\$60,938,718
Drainage	\$0	\$0
Vet. Assn. Freeze	\$485,635	\$546,982
Taxable Value	\$3,690,414,818	\$3,608,566,720



2.27%

FY 2018 Transparency Report

Winnebago County Administration



Supervisor of Assessments

Tom Walsh, Supervisor of Assessments

Associated Budget Funds

16500 General Fund

16600 General Fund

EAV Reductions

	<u>FY18</u>	<u>FY17</u>
Due to Exemptions	\$624,596,754	\$616,415,993
Due to Enterprise-Zones	\$0	\$0
Due to TIFs	\$65,360,117	\$60,938,718
Total Reductions	\$689,956,871	\$677,354,711

Tax Rates

	<u>FY18</u>	<u>FY17</u>
County Tax Rate	1.0587	1.0862

Board of Review Complaints

	<u>FY18</u>	<u>FY17</u>
Total Complaints	1,476	1,885
% of Parcels w/Complaints	1.22%	1.55%
>\$100K Reduction Requests	120	108
Assessment Change Requests	110	188
Total Filings	1586	2073
% of Parcels	1.31%	1.71%

Board of Review Hearings

	<u>FY18</u>	<u>FY17</u>
Total hearings conducted	2846	2794
Change requests	498 *	435
Complaints	1888 *	2107
Instant assessments	76 *	56
Instant assessment value added	\$2,569,247 *	\$1,836,623
Revisions	384 *	196

Board of Review Hearing Outcomes

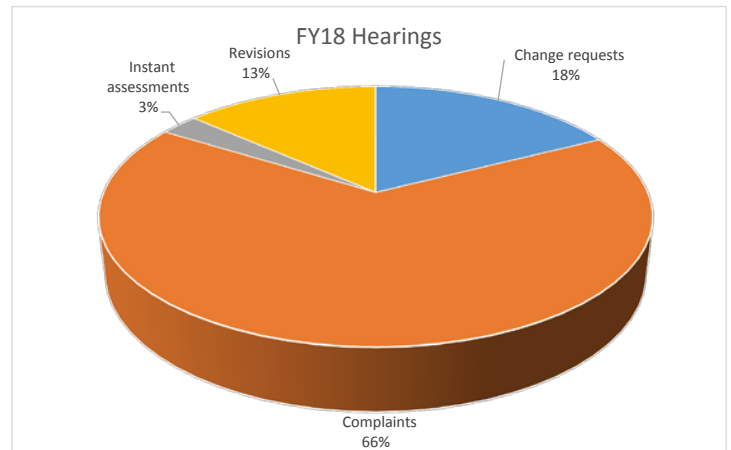
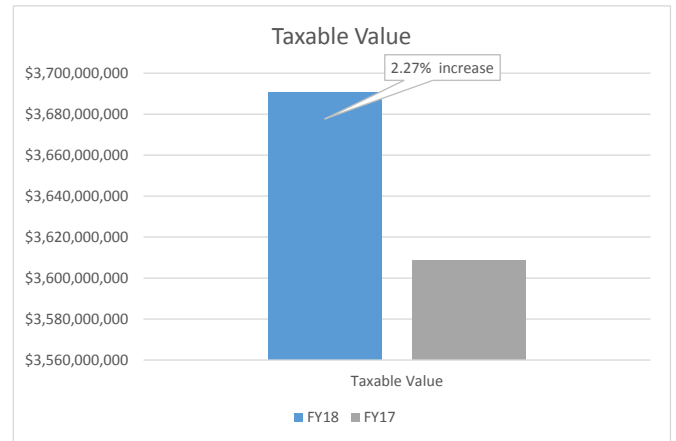
	<u>FY18</u>	<u>FY17</u>
% reduced in value	55.32	58
Reduction amount	\$8,460,178 *	\$10,044,026

Other Services Provided

	<u>FY18</u>	<u>FY17</u>
Customer satisfaction survey rating	100%	100%

Map Dept.

	<u>FY18</u>	<u>FY17</u>
Breaks	42	60
Combinations	66	57
Subdivisions	26	16
Condominiums	4	2
Breaks & Combinations	17	16
Map/Legal Chg.	69	108
Road Changes	6	11
Other	19	38
Total Changes	249	308



* = calculation may not include all year-to-date activities